



EDGE™

EARTHGUARD® PELLETS

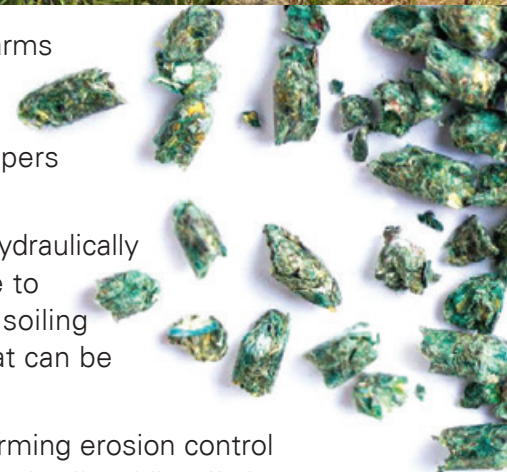
EDGE™ EarthGuard® Pellets – the ideal solution for erosion control and vegetation on solar farms



Controlling erosion and establishing vegetation on solar farms is a challenge. Splash erosion created by heavy runoff from panels coupled with additional concentrated flow between panels creates a frustrating situation for developers and contractors.

For erosion control contractors, installation of traditional hydraulically spray applied erosion control products is challenging due to tight spacing limiting hydroseeder access and overspray soiling the panels. EDGE™ EarthGuard® Pellets are a solution that can be applied easily between solar panel rows.

EDGE™ EarthGuard® Pellets are a dry applied, highly performing erosion control product that will control erosion and help vegetate disturbed soils while offering a fast and cost-efficient application method. EDGE™ can be applied by hand or with a spreader, and is activated by mother nature or by irrigation.












EDGE™
EARTHGUARD® PELLETS

EDGE™ Pellet Applicator

Introducing LSC Environmental Product's EDGE™ Spreader, a versatile applicator, meticulously crafted for precise seed, amendment, and EDGE™ EarthGuard Pellet distribution. Unlike cumbersome pull behind spreaders, this innovative applicator offers unparalleled maneuverability in tight areas and on rough terrain. Its cost-efficient application method ensures optimal ground cover, making it an indispensable asset for solar farms and various erosion control and revegetation projects.

	Large Holding Capacity Hopper: 2 - 1,000 lb sacks		Internal Auger – thoroughly mixes and prevents clogging
	Adjustable feed settings		PTO Driven (540 RPM) three-point hitch. Requires ≥ 50 HP tractor. Ability to empty hopper in 4 minutes
	Additional Connection for Cultipacker		Stainless Spreader

Application Rates – Dry Application

	≤ 4 to 1 Slope		3 to 1 Slope		≥ 2 to 1 Slope	
	Per Acre	Per Ha	Per Acre	Per Ha	Per Acre	Per Ha
Edge™	3000 LB	3355 KG	3500 LB	3925 KG	4500 LB	5045 KG

For technical services or to locate your nearest EDGE™ dealer:



ENVIRONMENTAL PRODUCTS, LLC™

Call: **1-800-800-7671** • Email: **Sales@LSCenv.com**

Visit LSC online at: **www.LSCenv.com**

LSC Environmental Products, LLC

2183 Pennsylvania Ave., Apalachin, NY 13732



EDGE SF1123

Information and statements herein are believed to be reliable but are not to be constructed as a warranty or guarantee. Some extreme situations may require higher application rates. LSC Environmental Products, LLC offers no warranties, express or implied. Nothing herein is to be taken as permission to practice any patented invention without a license.
© 2023 LSC Environmental Products, LLC